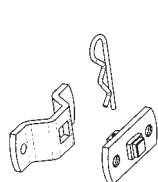



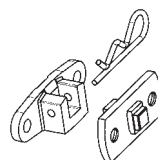
## Ø50 STAFFE TESTA STANDARD / BRACKETS STANDARD HEAD

### Ø50 - DA VINCI ST / VOLTA SM - PS - PP - K7 / MARCONI ST - PS - K7



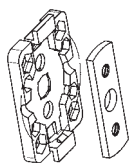
2204001

**Staffa con perno quadrato completa di culla, interasse 48 mm e fori filettati**  
Bracket with square pin threaded holes with center-to-center distance 48 mm



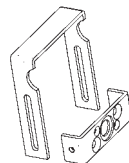
2204032

**Staffa con perno quadrato con culla per innesto del perno "dall'alto" (solo per motori max 30 Nm)**  
Bracket with "open" housing for the square pin, clutch the pin from "above" (only for motors max 30 Nm)



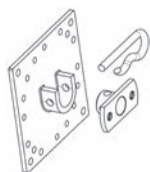
2204003

**Staffa ad innesto "rapido", ridottissime dimensioni di ingombro e facile applicazione (solo per motori max 35 Nm)**  
Fast connection bracket minimum overall dimensions (only for motors max 35 Nm)



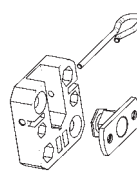
2204042

**Staffa per mini cassonetti**  
Lunghezza 137 mm  
Bracket for mini boxes  
Length 137 mm



2204011

**Staffa 100x100 con sella per perno rotondo a due posizioni**  
100x100 bracket with two positions round pin

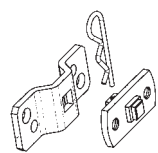


2204045

**Staffa in zama con perno esagonale. L'inserimento del perno avviene "dall'alto"**  
Metal bracket with hexagonal pin clutch the pin from "above"

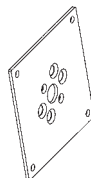


NO VOLTA SM



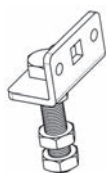
2204014

**Staffa con perno quadrato completa di culla interasse 48/60 mm**  
Bracket with square pin center-to-center distance 48/60 mm



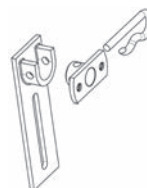
2204088

**Staffa 100 x 100**  
100 x 100 bracket plate



2204017

**Staffa con perno Ø 10 per innesto diretto su murature già esistenti ideale nelle ristrutturazioni**  
Bracket Ø 10 threading pin for the direct clutch ideal for the existing clamp

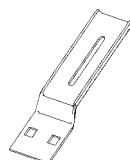


2204100

**Staffa regolabile verticalmente con perno rotondo a due posizioni**  
Adjustable bracket with two positions round pin

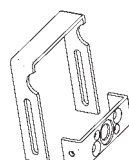


NO VOLTA SM



2204022

**Staffa per supporti tipo "Torino" (aggiungere il perno quadrato per motori)**  
Bracket for support type "Torino" (match with square pin for motors)



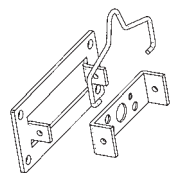

2204107

**Staffa per mini cassonetti**  
Lunghezza 90 mm  
Bracket for mini boxes  
Length 90 mm



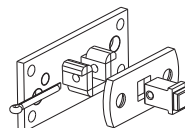
## Ø50 STAFFE TESTA STANDARD / BRACKETS STANDARD HEAD

### Ø50 - DA VINCI ST / VOLTA SM - PS - PP - K7 / MARCONI ST - PS - K7



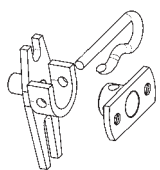
2204109

**Staffa minimo ingombro**  
Minimum overall dimensions bracket



2204202

**Staffa con culla per perno quadrato. Interasse 48/60 mm**  
Bracket with two positions square pin center-to-center distance 48/60 mm

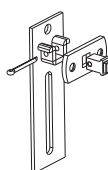


2204112

**Staffa autocentrante per tende completa di sella e perno rotondo a due posizioni**  
Bracket for awnings with two positions round pin

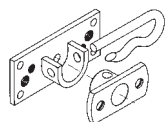


NO VOLTA SM



2204206

**Staffa regolabile verticalmente con perno quadrato a due posizioni**  
Adjustable bracket with two positions square pin

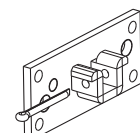


2204145

**Staffa con perno rotondo a due posizioni**  
Bracket with two positions round pin and housing

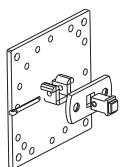


NO VOLTA SM



2204353

**Staffa con culla per perno quadrato. Interasse 48/60 mm**  
Bracket with two positions square pin center-to-center distance 48/60 mm



2204198

**Staffa 100x100 per perno quadrato**  
100 x 100 bracket with two positions square pin



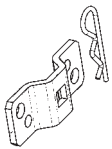
**Ø50 STAFFE TESTA PERNO QUADRO INTEGRATO / BRACKETS HEAD WITH SQUARE PIN INTEGRATED**

**Ø50 - DA VINCI ST / VOLTA SM - PS - PP - K7 / MARCONI ST - PS - K7**

Ø 50

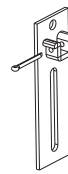


**TESTA CON PERNO QUADRO INTEGRATO**  
HEAD WITH INTEGRATED SQUARE PIN



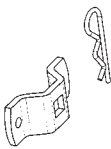
**2204329**

**Staffa completa di culla.**  
**Interasse 48/60 mm**  
Bracket with center-to-center distance 48/60 mm



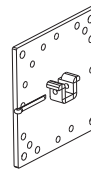
**2204349**

**Staffa regolabile verticalmente a due posizioni**  
Adjustable bracket with two positions




**2204346**

**Staffa completa di culla, interasse 48 mm e fori filettati**  
Bracket with center-to-center distance 48 mm



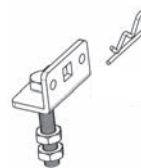
**2204351**

**Staffa 100x100**  
100 x 100 bracket



**2204348**

**Staffa con culla per innesto del perno "dall'alto" (solo per motori max 30 Nm)**  
Bracket with "open" housing for the square pin (only for motors max 30 Nm)



**2204355**

**Staffa con perno Ø 10 per innesto diretto e copiglia (solo per motori con max 20 Nm)**  
Bracket with Ø 10 "click" square pin and splint pin for the direct clutch (only for motors max 20 Nm)



NO VOLTA SM